



Browsers & System Requirements for Online Banking

January 23, 2018

Operating Systems	Internet Browser
Certified	
<ul style="list-style-type: none">• Windows 7• Windows 8	<ul style="list-style-type: none">• Internet Explorer 11 (32-bit)
Supported	
<ul style="list-style-type: none">• Windows 10• Windows Vista• Mac OS 10.7 & above	<ul style="list-style-type: none">• Internet Explorer 9-11 (64-bit)• Mozilla Firefox (current version)• Google Chrome (current version)• Apple Safari 6+ (Mac OS only)
Not Supported	
<ul style="list-style-type: none">• Windows XP• Mac OS 10.6	<ul style="list-style-type: none">• Internet Explorer 8• Internet Explorer 10 & 11 (Metro Mode)• Opera

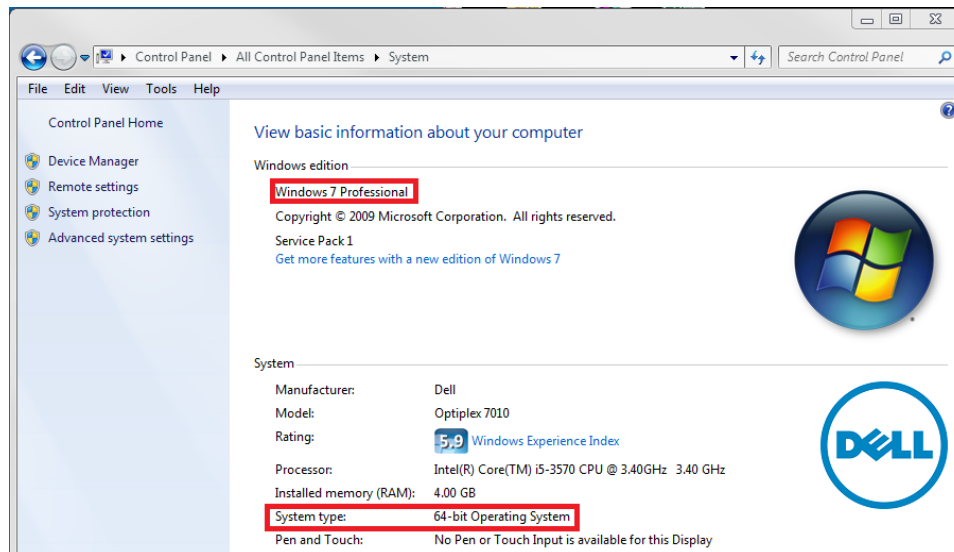
How to find your Operating System & Version

For WINDOWS:

Go to **Start** menu

↳ Go to **Control Panel**

↳ Select **System**



For MAC:

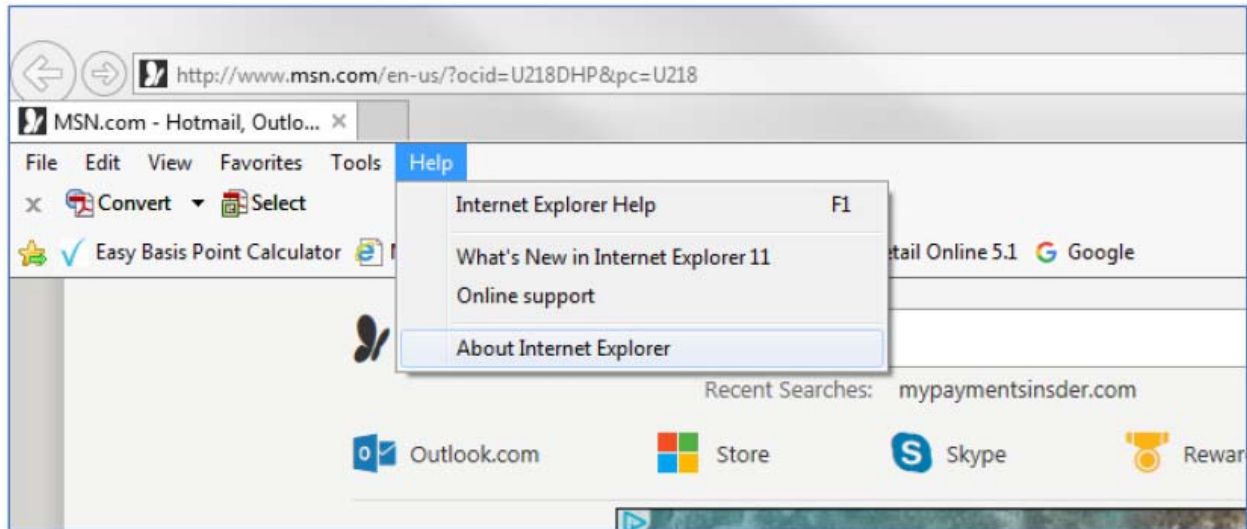
From the **Apple menu** in the corner of your screen, choose **About This Mac**. The version of your operating system appears beneath “macOS” or “OS X” in the window that opens. If you need to know the build, click the version. This example shows macOS High Sierra version 10.13, build 17A365:



How to find your Internet Browser Version (desktop/laptop)

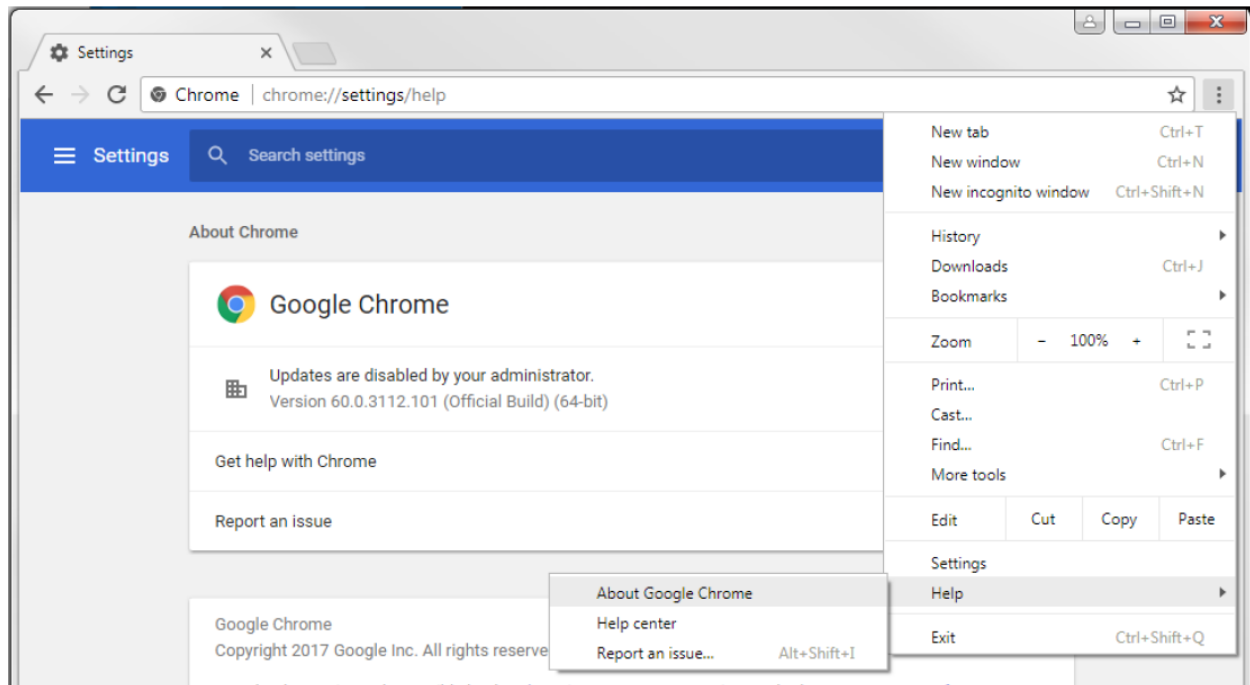
For INTERNET EXPLORER

Go to **Help** menu > Select **About Internet Explorer**



For GOOGLE CHROME

Click on the  icon > Go to **Help** > Select **About Google Chrome**

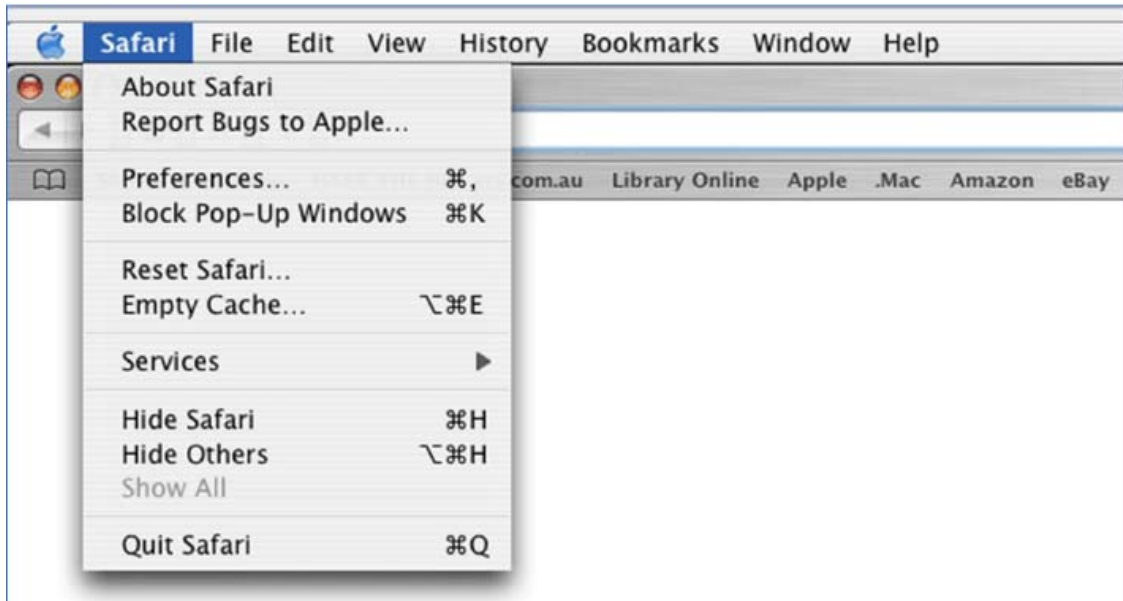


How to find your Internet Browser Version (desktop/laptop)



For SAFARI

In the Safari browser, select **Safari** from the main menu. Click on **About Safari**

If running Safari on a windows computer, select the **Help** tab from the menu and then select **About Safari**



For MOZILLA/FIREFOX

Click on  > Click on  > Select **About Firefox**

